

Shareholding Pattern under Regulation 31 of SEBI (Listing Obligations and Disclosure Requirements) Regulations, 2015

1	Name of Listed Entity: GAIL (India) Limited	
2	Scrip Code/Name of Scrip/Class of Security: BSE-532155, NSE - GAIL-EQ	
3	Share Holding Pattern Filed under: Reg. 31(1)(a)/Reg. 31(1)(b)/Reg.31(1)(c)	
	a.	If under 31(1)(b) then indicate the report for Quarter ending
	b.	If under 31(1)(c) then indicate date of allotment/extinguishment
4	Declaration: The Listed entity is required to submit the following declaration to the extent of submission of information:-	

	Particulars	Yes*	No*
1	Whether the Listed Entity has issued any partly paid up shares?		No
2	Whether the Listed Entity has issued any Convertible Securities or Warrants?		No
3	Whether the Listed Entity has any shares against which depository receipts are issued?	Yes*	
4	Whether the Listed Entity has any shares in locked-in?		No
5	Whether any shares held by promoters are pledge or otherwise encumbered?		No


* If the Listed Entity selects the option 'No' for the questions above, the columns for the partly paid up shares, Outstanding Convertible Securities/Warrants, depository receipts, locked-in shares, No of shares pledged or otherwise encumbered by promoters, as applicable, shall not be displayed at the time of dissemination on the Stock Exchange website. Also wherever there is 'No' declared by Listed Entity in above table the values will be considered as 'Zero' by default on submission of the format of holding of specified securities.



GAIL (India) Limited
Table I - Summary Statement holding of specified securities

Category	Category of shareholder	Number of shareholders	No. of fully paid up equity shares held	No. of Partly paid-up equity shares held	No. of shares underlying Depository Receipts	Total nos. shares held	Shareholding as a % of total no. of shares (calculated as per SCRR, 1957)	Number of Voting Rights held in each class of securities			No. of Shares Underlying Outstanding convertible securities (including securities	Shareholding, as a % assuming full conversion of convertible securities	Number of Locked in shares		Number of Shares pledged or otherwise encumbered		Number of equity shares held in dematerialised form	
								No of Voting Rights					Total as a % of (A+B+C)	No. (a)	As a % of total Shares held(b)	No. (a)		As a % of total Shares held(b)
								Class eg: X	Class eg: y	Total								
(I)	(II)	(III)	(IV)	(V)	(VI)	(VII) = (IV)+(V)+ (VI)	(VIII)As a % of (A+B+C2)	(IX)			(X)	(XI)= (VII)+(X) As a % of (A+B+C2)	(XII)		(XIII)		(XIV)	
(A)	Promoter & Promoter Group	1	711695832	0	0	711695832	56.7384	0	0	0	0.0000	0	0.0000	0	0.0000	0	0.0000	711695832
(B)	Public	166183	542650872	0	0	542650872	43.2616	0	0	0	0.0000	0	0.0000	0	0.0000	0	0.0000	542542557
(C)	Non Promoter - Non Public	0	0	0	0	0	0.0000	0	0	0	0.0000	0	0.0000	0	0.0000	0	0.0000	14130696
(C1)	Shares Underlying DRs	1	14130696	0	0	14130696	N.A	0	0	0	0.0000	0	0.0000	0	0.0000	0	0.0000	0
(C2)	Shares Held By Employee Trust	0	0	0	0	0	0.0000	0	0	0	0.0000	0	0.0000	0	0.0000	0	0.0000	1268369085
	Total	166185	1268477400	0	0	1268477400	100.0000	0	0	0	0.0000	0	0.0000	0	0.0000	0	0.0000	

Prepared by MCS Share Transfer Agent Limited



GAIL (India) Limited

Table II (I)(a)- Statement showing shareholding pattern of the Promoter and Promoter Group


Category	Category & Name of shareholders	PAN	Nos. of shareholders	No. of fully paid up equity shares held	No. of Partly paid-up equity shares held	No. of shares underlying Depository Receipts	Total nos. shares held	Shareholding as a % of total no. of shares (calculated as per SCRR, 1957)	Number of Voting Rights held in each class of securities			No. of Shares Underlying Outstanding convertible securities (including securities (X)= (VII)+(X) As a % of (A+B+C2))	Shareholding, as a % assuming full conversion of convertible securities (VII)+(X) As a % of (A+B+C2)	Number of Locked in shares		Number of Shares pledged or otherwise encumbered		Number of equity shares held in dematerialised form	
									No of Voting Rights					Total as a % of (A+B+C)	No. (a)	As a % of total Shares held(b)	No. (a)		As a % of total Shares held(b)
									Class eg: X	Class eg: y	Total								
	(I)	(II)	(III)	(IV)	(V)	(VI)	(VII) = (IV)+(V)+ (VI)	(VIII) As a % of (A+B+C2)	(IX)			(X)	(XI)	(XII)	(XIII)	(XIV)			
1	Indian																		
(a)	Individuals / Hindu Undivided Family		0	0	0	0	0	0.0000	0	0	0	0.0000	0	0.0000	0	0.0000	0	0.0000	0
(b)	Central Government / State Government(s)		1	711695832	0	0	711695832	56.7384	0	0	0	0.0000	0	0.0000	0	0.0000	0	0.0000	711695832
	President of India			711695832	0	0	711695832	56.7384											711695832
(c)	Financial Institutions / Banks		0	0	0	0	0	0.0000	0	0	0	0.0000	0	0.0000	0	0.0000	0	0.0000	0
(d)	Any Other (Specify)						0	0.0000	0	0	0	0.0000	0	0.0000	0	0.0000	0	0.0000	0
	Bodies Corporate						0	0.0000	0	0	0	0.0000	0	0.0000	0	0.0000	0	0.0000	0
	Sub Total (A)(1)		1	711695832	0	0	711695832	56.7384	0	0	0	0.0000	0	0.0000	0	0.0000	0	0.0000	711695832
2	Foreign																		
(a)	Individuals (Non-Resident Individuals / Foreign Individuals)		0	0	0	0	0	0.0000	0	0	0	0.0000	0	0.0000	0	0.0000	0	0.0000	0
(b)	Government		0	0	0	0	0	0.0000	0	0	0	0.0000	0	0.0000	0	0.0000	0	0.0000	0
(c)	Institutions		0	0	0	0	0	0.0000	0	0	0	0.0000	0	0.0000	0	0.0000	0	0.0000	0
(d)	Foreign Portfolio Investor		0	0	0	0	0	0.0000	0	0	0	0.0000	0	0.0000	0	0.0000	0	0.0000	0
(e)	Any Other (Specify)		0	0	0	0	0	0.0000	0	0	0	0.0000	0	0.0000	0	0.0000	0	0.0000	0
	Sub Total (A)(2)		0	0	0	0	0	0.0000	0	0	0	0.0000	0	0.0000	0	0.0000	0	0.0000	0
	Total Shareholding Of Promoter And Promoter Group (A)= (A)(1)+(A)(2)		1	711695832	0	0	711695832	56.7384	0	0	0	0.0000	0	0.0000	0	0.0000	0	0.0000	711695832

Details of Shares which remain unclaimed may be given hear along with details such as number of shareholders, outstanding shares held in demat/unclaimed suspense account, voting rights which are frozen etc.

Note:

- (1) PAN would not be displayed on website of Stock Exchange(s)
- (2) The term 'Encumbrance' has the same meaning as assigned under regulation 28(3) of SEBI (Substantial Acquisition of Shares and Takeovers) Regulations, 2011.

Prepared by MCS Share Transfer Agent Limited



GAIL (India) Limited

Table III - Statement showing shareholding pattern of the Public shareholder

Category	Category & Name of shareholders	PAN	Nos. of shareholders	No. of fully paid up equity shares held	No. of Partly paid-up equity shares held	No. of shares underlying Depository Receipts	Total nos. shares held	Shareholding as a % of total no. of shares (calculated as per SCRR, 1957)	Number of Voting Rights held in each class of securities			No. of Shares Underlying Outstanding convertible securities (including securities)	Shareholding, as a % assuming full conversion of convertible securities	Number of Locked in shares		Number of Shares pledged or otherwise encumbered		Number of equity shares held in dematerialised form	
									No of Voting Rights		Total as a % of (A+B+C)			No. (a)	As a % of total Shares held(b)	No. (a)	As a % of total Shares held(b)		
									Class eg: X	Class eg: y									Total
	(I)	(II)	(III)	(IV)	(V)	(VI)	(VII) = (IV)+(V)+(VI)	(VIII) As a % of (A+B+C2)	(IX)			(X)	(XI) = (VII)+(X) As a % of (A+B+C2)	(XII)		(XIII)	(XIV)		
1	Institutions																		
(a)	Mutual Fund		107	13152118	0	0	13152118	1.0485	0	0	0	0.0000	0	0.0000	0	0.0000	0	0.0000	13137768
(b)	Venture Capital Funds		0	0	0	0	0	0.0000	0	0	0	0.0000	0	0.0000	0	0.0000	0	0.0000	0
(c)	Alternate Investment Funds		0	0	0	0	0	0.0000	0	0	0	0.0000	0	0.0000	0	0.0000	0	0.0000	0
(d)	Foreign Venture Capital Investors		0	0	0	0	0	0.0000	0	0	0	0.0000	0	0.0000	0	0.0000	0	0.0000	0
(e)	Foreign Portfolio Investor		390	209148013	0	0	209148013	16.6739	0	0	0	0.0000	0	0.0000	0	0.0000	0	0.0000	209145413
	Mathews Pacific Tiger Fund	AAATM2313F		22282108	0	0	22282108	1.7764	0	0	0	0.0000	0	0.0000	0	0.0000	0	0.0000	22282108
(f)	Financial Institutions / Banks		50	36514402	0	0	36514402	2.9110	0	0	0	0.0000	0	0.0000	0	0.0000	0	0.0000	36513352
	Life Insurance Corporation of India P&GS Fund	AAACL0582H		27656670	0	0	27656670	2.2048	0	0	0	0.0000	0	0.0000	0	0.0000	0	0.0000	27656670
(g)	Insurance Companies		16	160679498	0	0	160679498	12.8098	0	0	0	0.0000	0	0.0000	0	0.0000	0	0.0000	160679498
	Life Insurance Corporation of India	AAACL0582H		135465247	0	0	135465247	10.7997	0	0	0	0.0000	0	0.0000	0	0.0000	0	0.0000	135465247
(h)	Provident Funds/ Pension Funds		0	0	0	0	0	0.0000	0	0	0	0.0000	0	0.0000	0	0.0000	0	0.0000	0
(i)	Any Other (Specify)		0	0	0	0	0	0.0000	0	0	0	0.0000	0	0.0000	0	0.0000	0	0.0000	0
(j)	Sub Total (B)(1)		563	419494031	0	0	419494031	33.4432	0	0	0	0.0000	0	0.0000	0	0.0000	0	0.0000	419476031
2	Central Government/ State Government(s)/ President of India																		
	Central Government / State Government(s)		2	91888984	0	0	91888984	7.3256	0	0	0	0.0000	0	0.0000	0	0.0000	0	0.0000	91888984
	Oil and Natural Gas Corporation Ltd	AAACO1598A		61259323	0	0	61259323	4.8838	0	0	0	0.0000	0	0.0000	0	0.0000	0	0.0000	61259323
	Indian Oil Corporation Ltd	AAAC1681G		30629661	0	0	30629661	2.4419	0	0	0	0.0000	0	0.0000	0	0.0000	0	0.0000	30629661
	Sub Total (B)(2)		2	91888984	0	0	91888984	7.3256	0	0	0	0.0000	0	0.0000	0	0.0000	0	0.0000	91888984
3	Non-Institutions																		
(a)	Individuals																		
	i. Individual shareholders holding nominal share capital up to Rs. 2 lakhs.		161026	19361637	0	0	19361637	1.5436	0	0	0	0.0000	0	0.0000	0	0.0000	0	0.0000	19277074
	ii. Individual shareholders holding nominal share capital in excess of Rs. 2 lakhs.		10	420032	0	0	420032	0.0335	0	0	0	0.0000	0	0.0000	0	0.0000	0	0.0000	420032
(b)	NBFCs registered with RBI		0	0	0	0	0	0.0000	0	0	0	0.0000	0	0.0000	0	0.0000	0	0.0000	0
(c)	Employee Trusts		0	0	0	0	0	0.0000	0	0	0	0.0000	0	0.0000	0	0.0000	0	0.0000	0
(d)	Overseas Depositories (holding DRs) (balancing figure)		0	0	0	0	0	0.0000	0	0	0	0.0000	0	0.0000	0	0.0000	0	0.0000	0
(e)	Any Other (Specify)		40	1492026	0	0	1492026	0.1189	0	0	0	0.0000	0	0.0000	0	0.0000	0	0.0000	1492026
	Trusts																		
	Non Resident Indians		2963	785574	0	0	785574	0.0626	0	0	0	0.0000	0	0.0000	0	0.0000	0	0.0000	780122
	Bodies Corporate		1579	9208588	0	0	9208588	0.7341	0	0	0	0.0000	0	0.0000	0	0.0000	0	0.0000	9208288
	Sub Total (B)(3)		165618	31267857	0	0	31267857	2.4923	0	0	0	0.0000	0.0000	0.0000	0.0000	0.0000	0.0000	0.0000	31177542
	Total Public Shareholding (B) = (B)(1)+(B)(2)+(B)(3)		166183	542650872	0	0	542650872	43.26163	0	0	0	0.0000	0	0.0000	0	0.0000	0	0.0000	542542557

Details of the shareholders acting as persons in Concert including their Shareholding (No. and %):

Details of Shares which remain unclaimed may be given here along with details such as number of shareholders, outstanding shares held in demat/unclaimed suspense account, voting rights which are frozen etc.


Note:

(1) PAN would not be displayed on website of Stock Exchange(s).

(2) The above format needs to be disclosed along with the name of following persons: Institutions/Non Institutions holding more than 1% of total number of shares

(3) W.r.t. the information pertaining to Depository Receipts, the same may be disclosed in the respective columns to the extent information available and the balance to be disclosed as held by custodian.

Prepared by MGS Share Transfer Agent Limited



GAIL (India) Limited

Table IV - Statement showing shareholding pattern of the Non Promoter- Non Public shareholder

Category	Category & Name of shareholders	PAN	Nos. of shareholders	No. of fully paid up equity shares held	No. of Partly paid-up equity shares held	No. of shares underlying Depository Receipts	Total nos. shares held	Shareholding as a % of total no. of shares (calculated as per SCRR, 1957)	Number of Voting Rights held in each class of securities			No. of Shares Underlying % Outstanding convertible securities (including securities	Shareholding, as a % assuming full conversion of convertible securities	Number of Locked in shares		Number of Shares pledged or otherwise encumbered		Number of equity shares held in dematerialised form	
									No of Voting Rights					Total as a % of (A+B+C)	No. (a)	As a % of total Shares held(b)	No. (a)		As a % of total Shares held(b)
									Class eg: X	Class eg: y	Total								
	(I)	(II)	(III)	(IV)	(V)	(VI)	(VII) = (IV)+(V)+(VI)	(VIII) As a % of (A+B+C2)	(IX)			(X)	(XI) = (VII)+(X) As a % of (A+B+C2)	(XII)		(XIII)		(XIV)	
1	Custodian/DR Holder		1	14130696	0	0	14130696	1.1265	0	0	0	0.0000	0	0.0000	0	0.0000	0	0.0000	14130696
	Deutsche Bank Trust		1	14130696	0	0	14130696	1.1265	0	0	0	0.0000	0	0.0000	0	0.0000	0	0.0000	14130696
2	Employee Benefit Trust (under SEBI (Share based Employee Benefit) Regulations, 2014)		0	0	0	0	0	0.0000	0	0	0	0.0000	0	0.0000	0	0.0000	0	0.0000	0
	Total Non-Promoter- Non Public Shareholding (C)= (C)(1)+(C)(2)		1	14130696	0	0	14130696	1.1265	0	0	0	0.0000	0	0.0000	0	0.0000	0	0.0000	14130696
Grand Total (A+B+C)			166185	1268477400	0	0	1268477400	100.0000	0	0	0	0	0	0	0	0	0	0	1268369085

Note:

- (1) PAN would not be displayed on website of Stock Exchange(s).
- (2) The above format needs to disclose name of all holders holding more than 1% of total number of shares
- (3) W.r.t. the information pertaining to Depository Receipts, the same may be disclosed in the respective columns to the extent information available

Prepared by MCS Share Transfer Agent Limited

